

Daily Market Update

August 4, 2020

Research Team research@yuantacambodia.com, +855-23-860-800



CSX Stocks

CSX Index

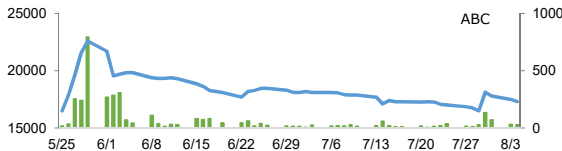
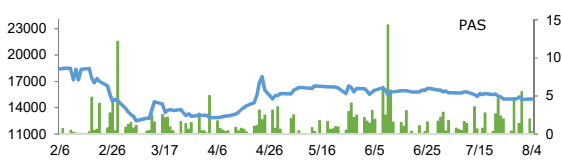
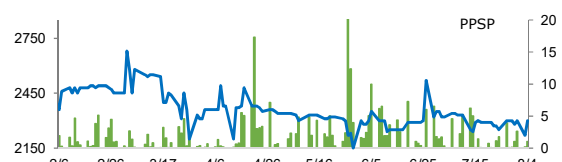
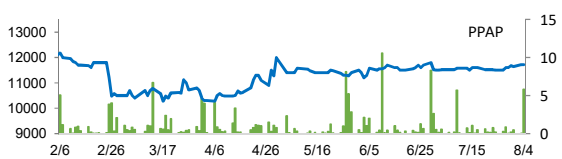
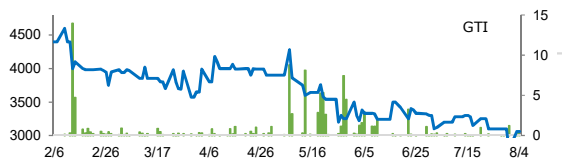
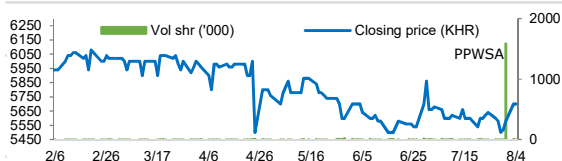
Value	1D % Chg	1D Vol	Mkt Cap (KHR'bn)
664.9	-0.82	37,378	9,826

Stock Indicators

Stock	Close (KHR)	1D chg (%)	MTD chg (%)	YTD chg (%)	1M high (KHR)	1M low (KHR)	MTD vol (shr)	Mkt cap (KHR'bn)
PWSA	5,700	0.00	2.15	-5.00	5,700	5,500	13,619	496
GTI	3,060	0.00	9.7	-30.5	6,640	2,130	705	122
PPAP	11,720	0.00	0.69	-6.2	13,380	4,720	5,822	242
PPSP	2,300	3.60	0.00	-10.9	3,500	2,150	1,159	165
PAS	14,960	0.00	0.13	-22.9	15,800	14,940	2,213	1,283
ABC	17,300	-1.14	-2.81	NA	18,140	16,500	56,579	7,517

1D = 1 Day; 1M = 1 Month; MTD = Month-To-Date; YTD = Year-To-Date; Chg = Change; Vol = Volume; shr = share; Mkt cap = Market capitalization

Performance of Stocks



Valuation Ratios

		EPS	BPS*	P/E	P/B	P/S
		KHR	KHR	(ttm,x)	(mrq,x)	(ttm,x)
PPWSA	2019	383	5,855	14.88	0.97	2.31
GTI	2019	87	6,996	35.10	0.44	0.18
PPAP	2019	2,312	11,842	5.07	0.99	2.20
PPSP	2019	814	3,301	2.83	0.70	1.09
PAS	2019	507	3,707	29.52	4.04	3.84
ABC	2019	1,231	8,728	14.05	1.98	n/a

NOTE: ttm = trailing-twelve months; mrq = most recent quarter;

*Excluding equity of non-common shares for PPWSA, PPAP and PAS

News Highlights

Stock Market

CSX index falls for third trading day straight On August 4, 2020, the CSX index fell for a third trading day straight, down 0.82% from the previous close to 664.9pts. PPSP shares rose 3.60% to a one-month high of KHR2,300, while ABC shares dropped another 1.14% to KHR17,300. Other stocks remained unmoved. Today, 37,378 shares were traded on the bourse. (Source: YSC Research)

Economy and Industry

ADB: Cambodia could see 15% decline in international remittances in 2020 Cambodia could lose more than 15% of its international remittances in 2020 due to COVID-19 pandemic, according to a report by the Asian Development Bank (ADB). Based on the country's total remittances of \$2.8bn in 2019, that would translate to more than \$420mn loss as hundreds of thousands of workers have returned home due to the pandemic. Last year, 1.2 million Cambodian workers, employed in Thailand, South Korea, Japan, Singapore, Hong Kong, Malaysia, and Saudi Arabia sent home some \$2.8bn in remittances, an increase from \$1.4bn in 2018, according to figures from the Ministry of Labor and Vocational Training. (Source: Khmer Times)

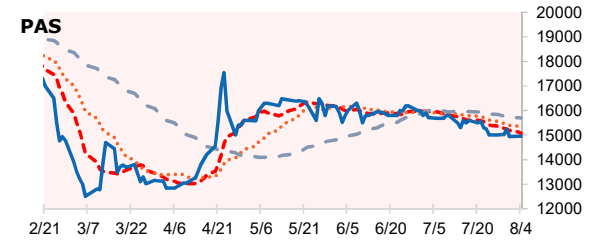
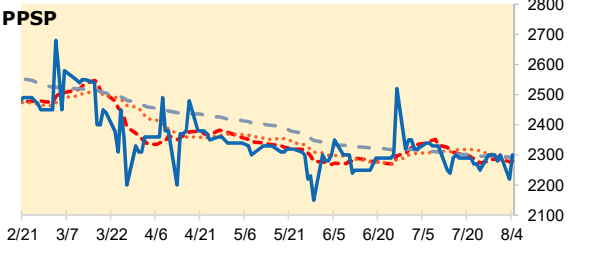
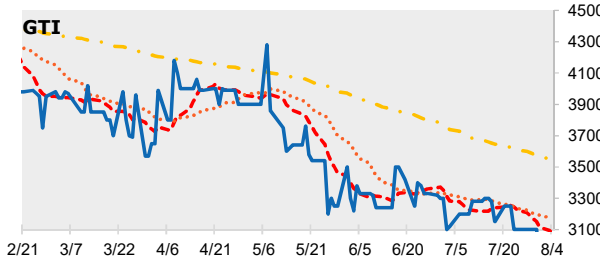
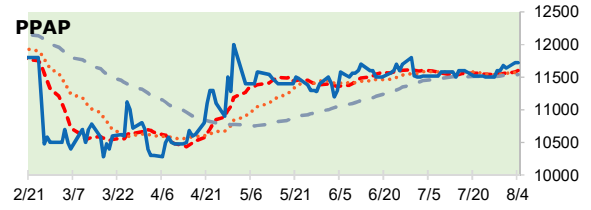
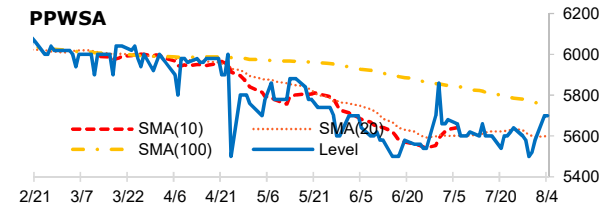
Cambodia's bicycle exports surge 18% YoY in 1H20 Cambodia's exports of bicycle amounted to \$242mn in the first half of the year, an increase of 18% YoY. At that rate, the total bicycles exports could surpass \$412mn exports in 2019. More than half of the 1.1 million bicycles exported in 1H20 went to the EU. Other destinations for the bicycles included the US, Britain and Japan. Lim Heng, vice-president of the Cambodian Chamber of Commerce, said that favorable investment laws and an abundance of young workers will make bicycle assembly plants in Cambodia an attractive investment. According to him, most bicycle assembly plants in Cambodia are owned by Taiwanese investors and located within the Bavet Special Economic Zone in Bavet town, Svay Rieng province. (Source: Phnom Penh Post)

Luxury tour discount packages launched for upcoming holiday Ministry of Tourism and local tour operators are organising heavily discounted luxury tour package for domestic tourists to once-popular destinations such as Siem Reap for the upcoming holiday in August. The packages will create value and new experiences for domestic tourists while ensuring health and safety for COVID-19, said local tour director Chhun Makara. Packages will include five-star service and travellers will be staying in five-star hotels at the best-ever prices, according to Makara. He said that the tours will be around two to three days and aimed at Cambodia's low-income and middle-income earners. Total international tourist arrivals came to 1.17 million from January to May, a 60% decline compared to the same period last year due mainly to the decline in the arrival of Chinese tourists. (Source: Khmer Times)

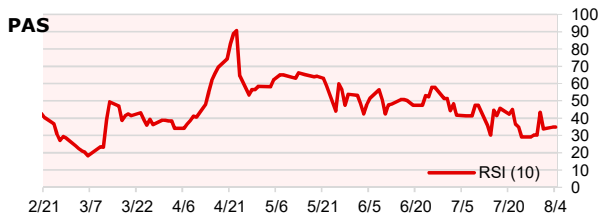
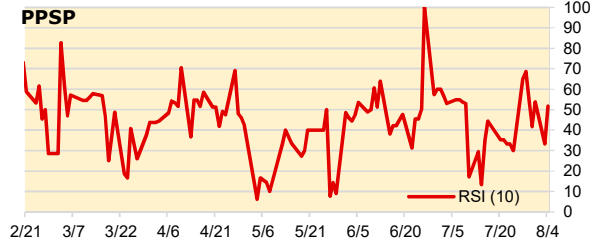
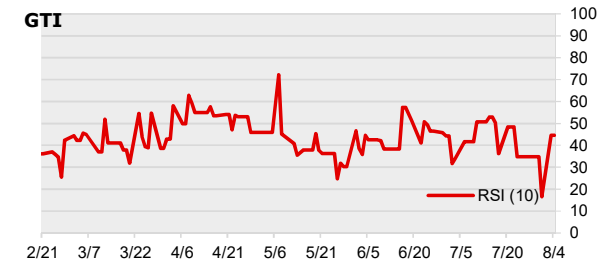
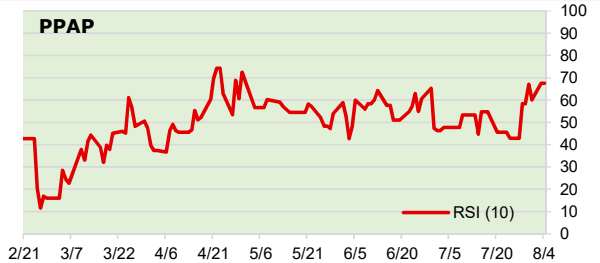
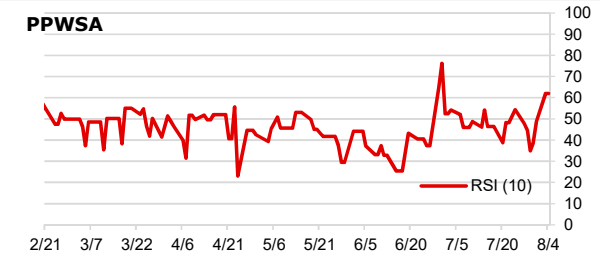
DISCLAIMER This report is prepared for information purposes only to whom it may concern. The information contained in this report was obtained from available sources we consider reliable, and it may be subject to change without notice. The report is not a solicitation of any offer to buy or sell any security. Neither Yuanta Securities (Cambodia) Plc nor its employees accept liability whatsoever for any loss arising from the use of the contents in this report. It is copyrighted material and may not be reproduced, transmitted, quoted, or distributed in any manner without the prior written consent of Yuanta Securities (Cambodia) Plc

Technical Indicators

Moving Average



Relative Strength Index



NOTE: SMA(n) = n-day simple moving average, RSI (10) = 10-day relative strength index
Source: YSC Research

DISCLAIMER This report is prepared for information purposes only to whom it may concern. The information contained in this report was obtained from available sources we consider reliable, and it may be subject to change without notice. The report is not a solicitation of any offer to buy or sell any security. Neither Yuanta Securities (Cambodia) Plc nor its employees accept liability whatsoever for any loss arising from the use of the contents in this report. It is copyrighted material and may not be reproduced, transmitted, quoted, or distributed in any manner without the prior written consent of Yuanta Securities (Cambodia) Plc