

# Daily Market Update

Monday, March 5, 2018

Research Team research@yuantacambodia.com, +855-23-860-800



## CSX Stocks

### CSX Index

Value	1D % Chg	1D Vol	Mkt Cap (KHR'bn)
334.7	0.05	4,750	760

### Stock Indicators

Stock	Close (KHR)	1D chg (%)	MTD chg (%)	YTD chg (%)	1M high (KHR)	1M low (KHR)	MTD vol (shr)	Mkt cap (KHR'bn)
PPWSA	3,700	0.00	-2.63	-4.15	3,800	3,690	4,200	322
GTI	4,120	0.00	-8.4	-12.3	4,500	4,060	313	165
PPAP	5,400	0.00	0.00	5.06	5,400	4,720	4,600	112
PPSP	2,790	0.36	0.00	-1.06	3,190	2,560	90	161
PAS	5,080	0.00	0.00	-0.39	5,100	5,080	19	436

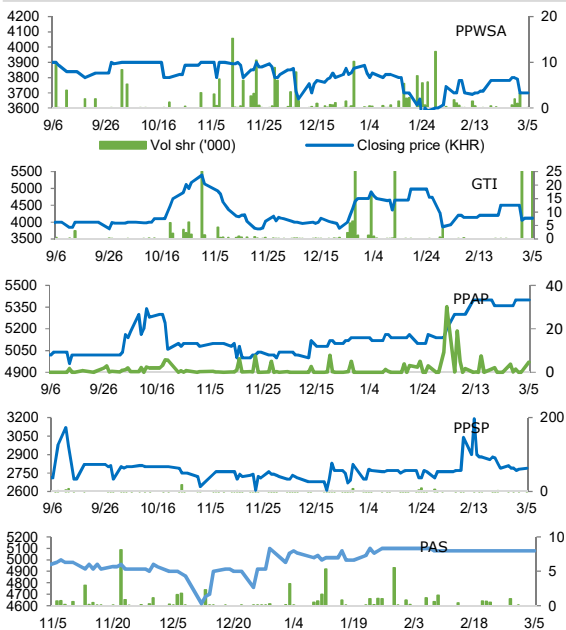
1D = 1 Day; 1M= 1 Month; MTD = Month-To-Date; YTD = Year-To-Date; Chg = Change; Vol = Volume; shr = share; Mkt cap = Market capitalization

### Trading Activity by Major Type of Investors

of trading vol.	Sell (%)			Buy (%)		
	1D	MTD	3M	1D	MTD	3M
DI	100.0	62.9	42.2	1.3	36.2	21.6
DS	0.0	0.0	0.0	0.0	0.0	0.3
LC	0.0	0.0	0.0	0.0	0.0	0.0
FI	0.0	37.1	57.8	98.7	63.8	78.0

DI: domestic individual investors; DS: domestic securities firms; LC: local general corporation; FI: foreign investors

### Performance of Stocks



### Key Financials

	PPWSA 2017	GTI 3Q16-4Q	PPAP 2017	PPSP 2016	PAS 2016
Revenue (KHR'bn)	232.9	253.2	76.3	38.2	209.0
EBIT (KHR'bn)	79.5	12.8	30.1	9.5	54.6
Net profit (KHR'bn)	33.3	10.3	21.7	5.8	26.7
EBIT margin (%)	34.1	5.1	39.4	24.9	26.1
Net margin (%)	14.3	4.1	28.4	15.3	12.8
Revenue (% YoY)	17.5	-0.7	15.5	-42.4	5.1
EBIT (%YoY)	38.3	-6.2	23.1	-61.8	3.9
Net profit (%YoY)	-32.3	-46.3	30.9	-65.0	-30.2
EPS (KHR) (ttm)	383.7	310.2	1043.2	100.8	311.5
P/E (x) (ttm)	9.64	13.28	5.18	27.67	13.64
P/B (x) (mrq)	0.73	0.60	0.21	1.10	0.83

NOTE: ttm= trailing-twelve months; mrq = most recent quarter;

## News Highlights

### Stock Market

**CSX index advances slightly** Today, the CSX index advanced 0.05% from the previous close to 334.7 pts. PPSP shares rose 0.36% to KHR2,790, while the other stocks remained unchanged. This morning, 4,750 shares were traded. (Source: YSC Research)

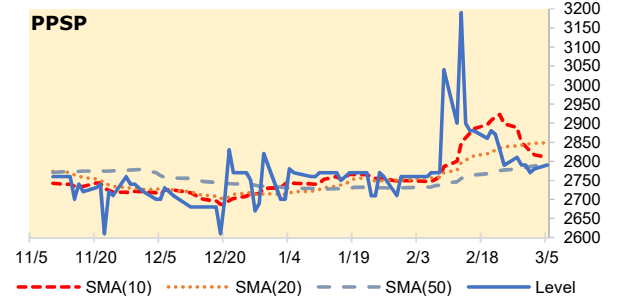
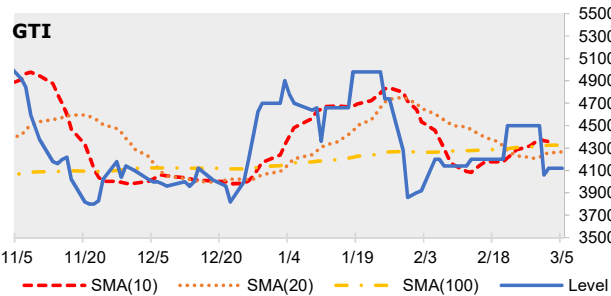
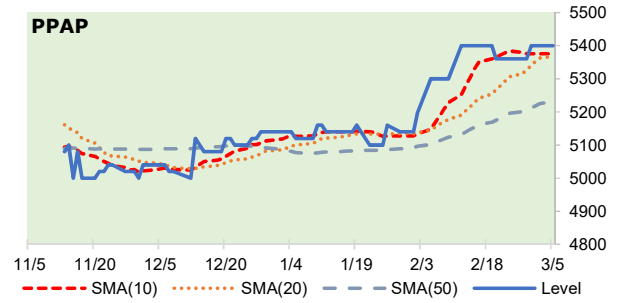
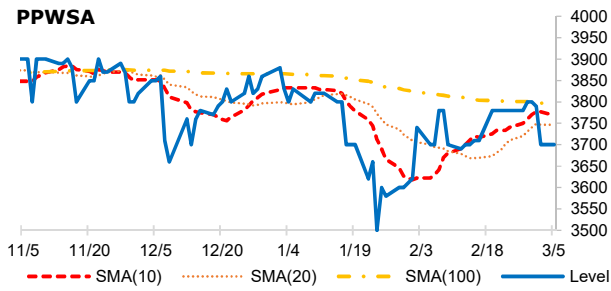
### Economy and Industry

**CSX launches app and website to offer information about on stocks** The Cambodia Securities Exchange (CSX) yesterday officially launched a website and an app for Android users to make information on the local bourse more easily available. The website phsarhun.com and the app PhsarHun were introduced to the public during the 2018 My First Stock Exhibition that were held to help investors and the public achieve a better understanding of the stock market. According to Hong Sokhour, CEO of CSX, the stock exchange website and app include essential information about listed companies, stock quotes and instant facts, electronic books, hot news and articles, as well as a chat room to discuss stock market related issues. He said the app will be available on iOS systems in the near future. (Source: Khmer Times)

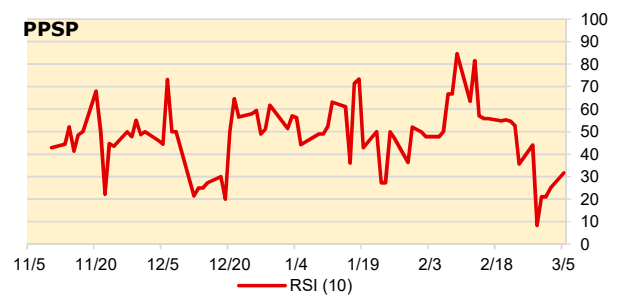
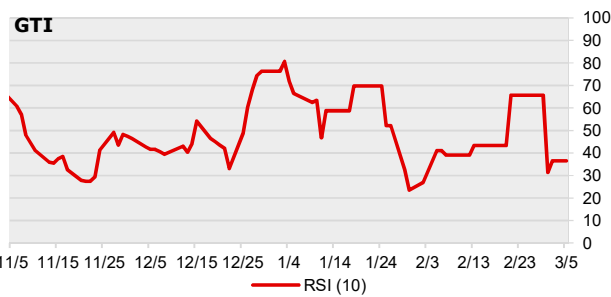
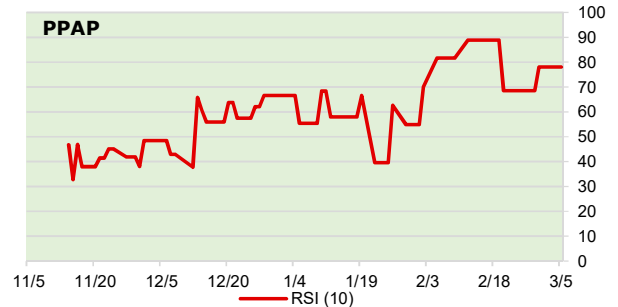
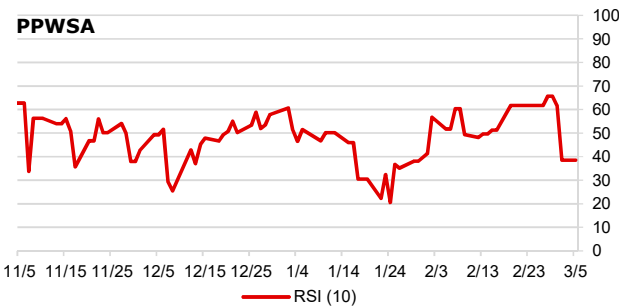
**DISCLAIMER** This report is prepared for information purposes only to whom it may concern. The information contained in this report was obtained from available sources we consider reliable, and it may be subject to change without notice. The report is not a solicitation of any offer to buy or sell any security. Neither Yuanta Securities (Cambodia) Plc nor its employees accept liability whatsoever for any loss arising from the use of the contents in this report. It is copyrighted material and may not be reproduced, transmitted, quoted, or distributed in any manner without the prior written consent of Yuanta Securities (Cambodia) Plc

Technical Indicators

Moving Average



Relative Strength Index



NOTE: SMA(n) = n-day simple moving average, RSI (10) = 10-day relative strength index  
Source: YSC Research