

Daily Market Update

Thursday, January 25, 2018

Research Team research@yuantacambodia.com, +855-23-860-800



CSX Stocks

CSX Index

Value	1D % Chg	1D Vol	Mkt Cap (KHR'bn)
337.2	0.36	1,649	769

Stock Indicators

Stock	Close (KHR)	1D chg (%)	MTD chg (%)	YTD chg (%)	1M high (KHR)	1M low (KHR)	MTD vol (shr)	Mkt cap (KHR'bn)
PPWSA	3,600	2.86	-6.74	-6.74	3,880	3,500	26,913	313
GTI	4,740	-4.82	0.9	0.85	4,980	4,200	60,165	190
PPAP	5,100	0.00	-0.78	-0.78	5,400	4,720	16,110	105
PPSP	2,770	2.21	-1.77	-1.77	3,120	2,560	16,434	160
PAS	5,080	0.40	-0.39	NA	5,100	4,920	14,403	436

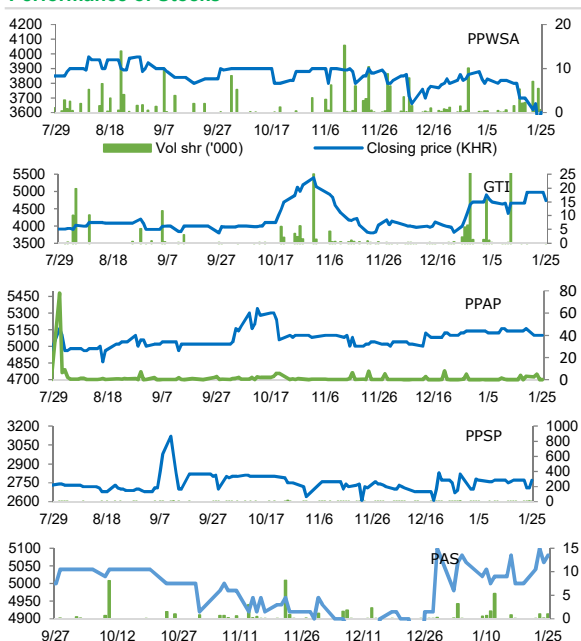
1D = 1 Day; 1M = 1 Month; MTD = Month-To-Date; YTD = Year-To-Date; Chg = Change; Vol = Volume; shr = share; Mkt cap = Market capitalization

Trading Activity by Major Type of Investors

% of trading vol.	Sell (%)			Buy (%)		
	1D	MTD	3M	1D	MTD	3M
DI	64.6	45.9	43.1	81.3	26.9	27.5
DS	0.0	0.0	0.0	0.0	0.1	0.8
LC	0.0	0.0	0.0	0.0	0.0	0.0
FI	35.4	54.1	56.9	18.7	73.0	71.8

DI: domestic individual investors; DS: domestic securities firms; LC: local general corporation; FI: foreign investors

Performance of Stocks



Key Financials

	PPWSA 1~3Q17	GTI 1~3Q17	PPAP 2016	PPSP 2016	PAS 2016
Revenue (KHR'bn)	168.6	253.2	57.1	38.2	209.0
EBIT (KHR'bn)	52.8	12.8	22.7	9.5	54.6
Net profit (KHR'bn)	22.8	10.3	16.4	5.8	26.7
EBIT margin (%)	31.3	5.1	39.8	24.9	26.1
Net margin (%)	13.5	4.1	28.8	15.3	12.8
Revenue (% YoY)	11.5	-0.7	14.5	-42.4	5.1
EBIT (% YoY)	7.0	-6.2	18.0	-61.8	3.9
Net profit (% YoY)	-24.8	-46.3	23.6	-65.0	-30.2
EPS (KHR) (ttm)	494.6	310.2	963.8	100.8	311.5
P/E (x) (ttm)	7.28	15.28	5.29	27.47	13.64
P/B (x) (mrq)	0.72	0.69	0.20	1.09	0.83

NOTE: ttm = trailing-twelve months; mrq = most recent quarter;

News Highlights

Stock Market

CSX index rallies 0.36% Today, the CSX index rallied 0.36% to 337.2 pts. PPWSA, PPSP and PAS shares rose 2.86%, 2.21%, and 0.40%, respectively. Meanwhile, GTI shares dropped 4.82% from the previous close to KHR4,740. This morning, only 1,649 shares changed hands. (Source: YSC Research)

Economy and Industry

New railway line connecting Phnom Penh Airport to come online in April According to the director of the railway department at the Ministry of Public Works and Transport, the new railway line connecting Phnom Penh train station to the airport will come online in April. The new train will use tree train engines imported from Mexico for passenger transport, with each train able to carry 100 passengers. The project is being undertaken by the Royal Group. (Source: Khmer Times)

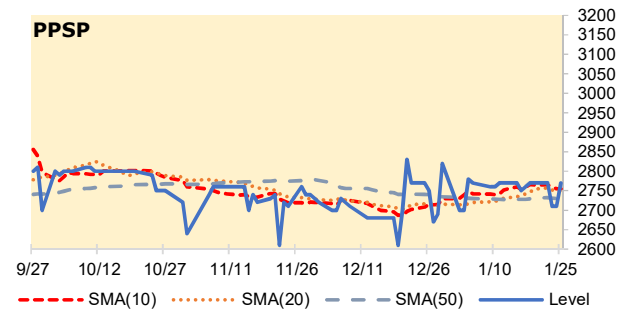
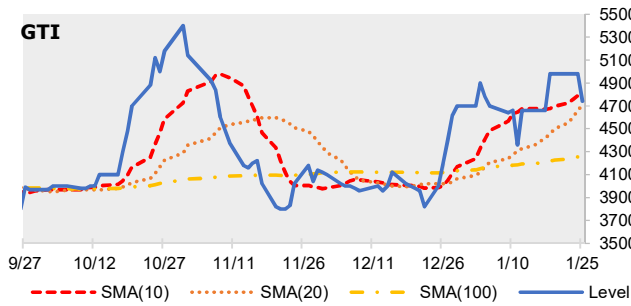
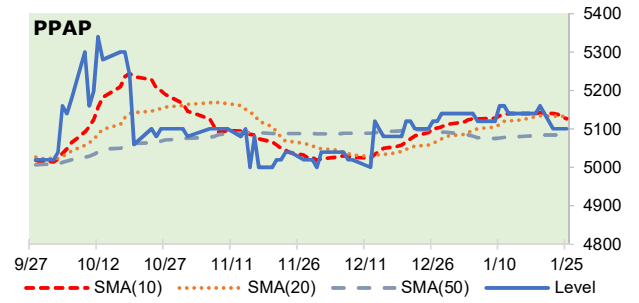
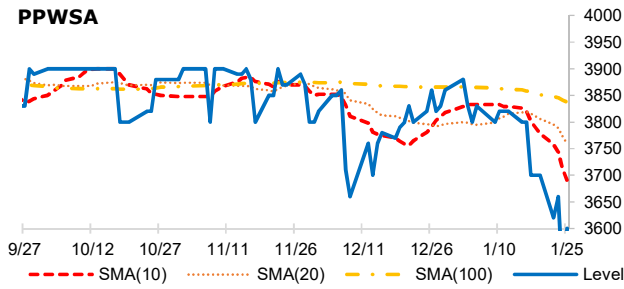
Corporate News

Amru Rice and SNV partnership hits its initial targets The collaboration between Amru Rice and development organization SNV has borne fruit, with more than 2,000 tonnes of rice purchased from smallholder farmers stored in warehouses. With an initial investment capital of \$700,000, the partnership implements a Warehouse Receipt System (WRS) to help more than 1,500 small-scale farmers, mainly in Kampong Thom and Preah Vihear provinces, find a market for their agricultural goods. Song Saran, CEO of Amru Rice, said so far the project has hit all its targets, and it is playing a big role in improving the livelihoods of small farmers. He added that in the programme's second phase they will focus on storing cashew nuts and cassava instead, aiming for a total 3,000 tonnes of agricultural products stored in their warehouses. (Source: Khmer Times)

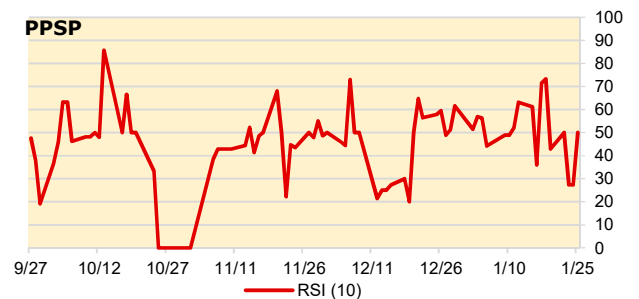
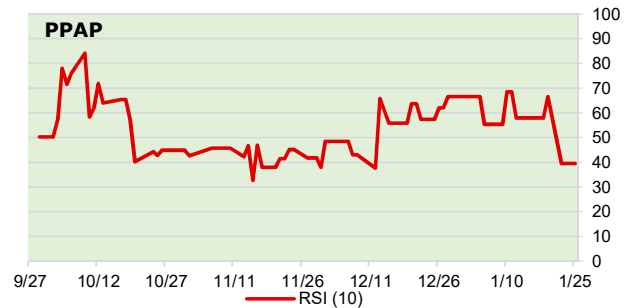
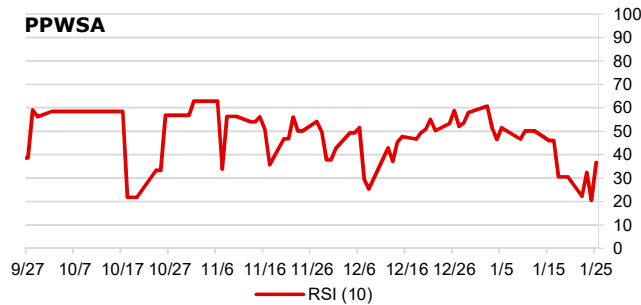
DISCLAIMER This report is prepared for information purposes only to whom it may concern. The information contained in this report was obtained from available sources we consider reliable, and it may be subject to change without notice. The report is not a solicitation of any offer to buy or sell any security. Neither Yuanta Securities (Cambodia) Plc nor its employees accept liability whatsoever for any loss arising from the use of the contents in this report. It is copyrighted material and may not be reproduced, transmitted, quoted, or distributed in any manner without the prior written consent of Yuanta Securities (Cambodia) Plc

Technical Indicators

Moving Average



Relative Strength Index



NOTE: SMA(n) = n-day simple moving average, RSI (10) = 10-day relative strength index
Source: YSC Research