

Daily Market Update

Friday, January 12, 2018

Research Team research@yuantacambodia.com, +855-23-860-800



CSX Stocks

CSX Index

Value	1D % Chg	1D Vol	Mkt Cap (KHR'bn)
340.4	1.10	47,213	785

Stock Indicators

Stock	Close (KHR)	1D chg (%)	MTD chg (%)	YTD chg (%)	1M high (KHR)	1M low (KHR)	MTD vol (shr)	Mkt cap (KHR'bn)
PWSA	3,820	0.00	-1.04	-1.04	3,880	3,770	2,088	332
GTI	4,660	6.88	-0.9	-0.85	4,900	3,820	60,010	186
PPAP	5,140	-0.39	0.00	0.00	5,400	4,720	1,827	106
PPSP	2,770	0.00	-1.77	-1.77	3,120	2,560	2,453	160
PAS	5,020	0.40	-1.57	NA	5,100	4,680	11,395	431

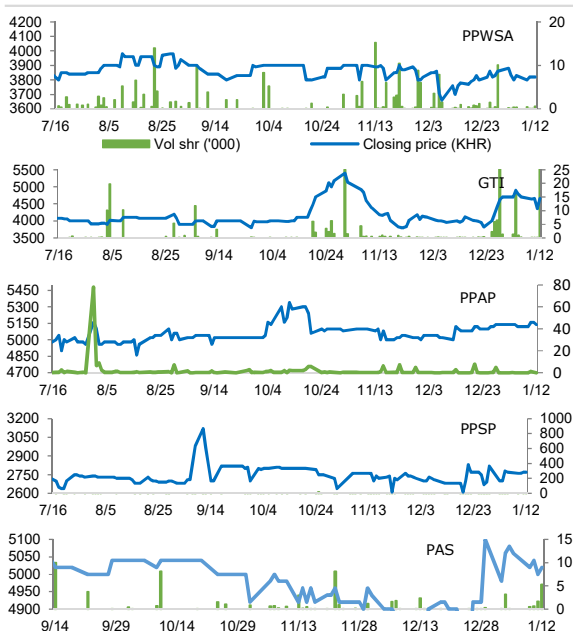
1D = 1 Day; 1M = 1 Month; MTD = Month-To-Date; YTD = Year-To-Date; Chg = Change; Vol = Volume; shr = share; Mkt cap = Market capitalization

Trading Activity by Major Type of Investors

% of trading vol.	Sell (%)			Buy (%)		
	1D	MTD	3M	1D	MTD	3M
DI	7.1	20.4	34.9	12.3	22.0	24.3
DS	0.0	0.0	0.0	0.0	0.0	4.1
LC	0.0	0.0	0.0	0.0	0.0	0.0
FI	92.9	79.6	65.0	87.7	78.0	71.5

DI: domestic individual investors; DS: domestic securities firms; LC: local general corporation; FI: foreign investors

Performance of Stocks



Key Financials

	PWSA	GTI	PPAP	PPSP	PAS
	1~3Q17	1~3Q17	2016	2016	2016
Revenue (KHR'bn)	168.6	253.2	57.1	38.2	209.0
EBIT (KHR'bn)	52.8	12.8	22.7	9.5	54.6
Net profit (KHR'bn)	22.8	10.3	16.4	5.8	26.7
EBIT margin (%)	31.3	5.1	39.8	24.9	26.1
Net margin (%)	13.5	4.1	28.8	15.3	12.8
Revenue (% YoY)	11.5	-0.7	14.5	-42.4	5.1
EBIT (% YoY)	7.0	-6.2	18.0	-61.8	3.9
Net profit (% YoY)	-24.8	-46.3	23.6	-65.0	-30.2
EPS (KHR) (ttm)	494.6	310.2	963.8	100.8	311.5
P/E (x) (ttm)	7.72	15.02	5.33	27.47	13.48
P/B (x) (mrq)	0.77	0.68	0.20	1.09	0.82

NOTE: ttm = trailing-twelve months; mrq = most recent quarter;

News Highlights

Stock Market

CSX index rallies 1.10% Today, the CSX index rallied 1.10% to 340.4 pts. GTI shares gained 6.88%, closing at KHR4,660. PAS shares edged up 0.40% to KHR5,020, while PPAP shares dropped 0.39% to KHR5,140. This morning, 47,213 shares changed hands. (Source: YSC Research)

Economy and Industry

Cambodia and China sign 19 agreements Cambodian and Chinese officials and high-profile business leaders yesterday signed 19 agreements during a visit to Phnom Penh by Chinese Premier Li Keqiang, boosting Chinese investment in the Kingdom. Agreements were signed by the Cambodian minister of agriculture, health, industry, transportation, labor, finance and commerce, as well as high-profile tycoons like Royal Group's Kith Meng, Attwood Investment Group's Lim Chivv Ho, and Overseas Cambodian Investment Corporation's (OCIC) Chairman Pung Kheav Se. The 19 agreements include a concession agreement to build the long-awaited "Sihanoukville Expressway", a financing cooperation agreement for a new airport in Phnom Penh and a framework agreement for a "Techo 1" communication satellite. The Sihanoukville Expressway project could cost up to \$1.8bn and take up to four years to build once construction starts. As for the Phnom Penh's new international airport, Kheav Se inked a financing cooperation framework with the state-run China Development Bank. The new airport project would require around 1,500 to 1,800 hectares of land, and would begin sometime in the next three years. Meanwhile, Kith Meng, the head of the Royal Group conglomerate, signed an agreement with the president of China Great Wall Industry Corporation to build Cambodia's first communications satellite. (Source: Phnom Penh Post)

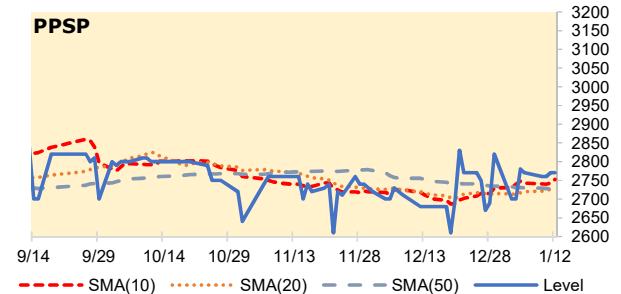
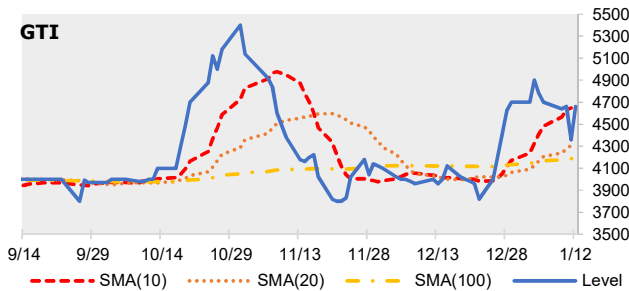
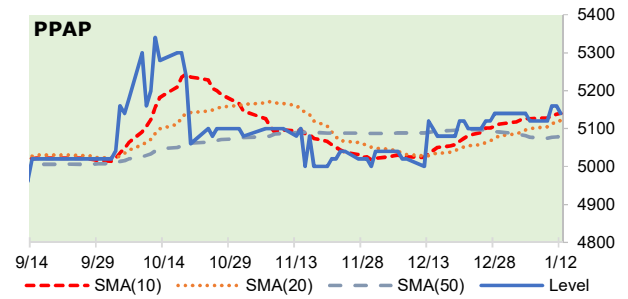
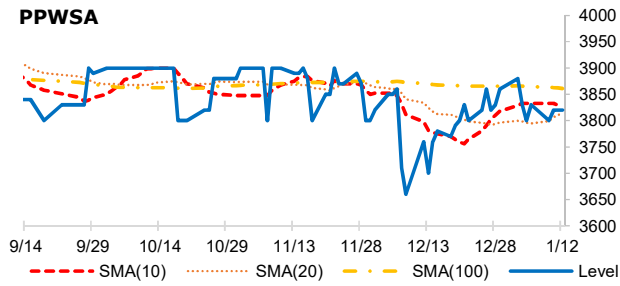
Corporate News

Malaysian motorcycle maker enters Cambodian market DNC Asiatic Holdings Sdn Bhd, a Malaysian manufacturer of motorcycles, will ship 25,000 units of its Demak model to the Kingdom this year, in a deal worth \$56mn. Its Cambodian partner Asian Comfort Investment Co Ltd will be the main authorized distributor in the Kingdom. Kim Chhay, owner of Kim Chhay Motorcycle in Phnom Penh, said that a lot of new brands are penetrating the local motorcycle market attracted by its fast expansion in recent years. He added that while Honda and Suzuki are still the most popular brands, many new brands are coming in from China, Taiwan, Vietnam and Malaysia. (Source: Khmer Times)

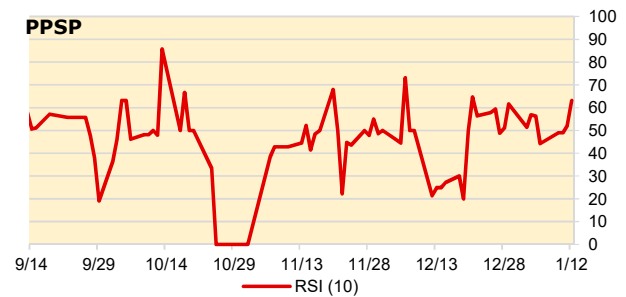
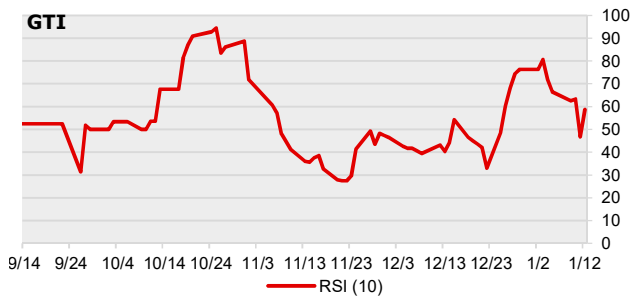
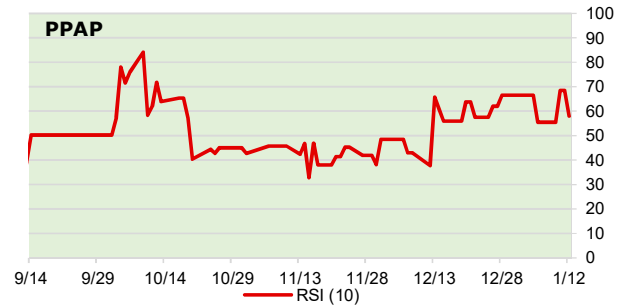
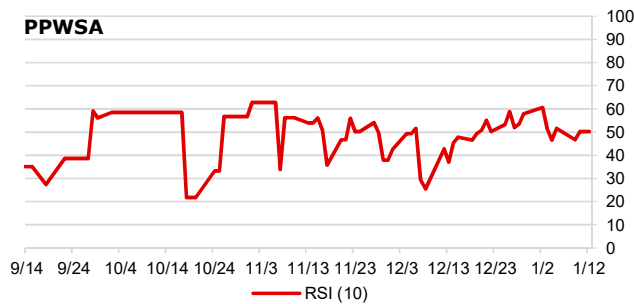
DISCLAIMER This report is prepared for information purposes only to whom it may concern. The information contained in this report was obtained from available sources we consider reliable, and it may be subject to change without notice. The report is not a solicitation of any offer to buy or sell any security. Neither Yuanta Securities (Cambodia) Plc nor its employees accept liability whatsoever for any loss arising from the use of the contents in this report. It is copyrighted material and may not be reproduced, transmitted, quoted, or distributed in any manner without the prior written consent of Yuanta Securities (Cambodia) Plc

Technical Indicators

Moving Average



Relative Strength Index



NOTE: SMA(n) = n-day simple moving average, RSI (10) = 10-day relative strength index

Source: YSC Research