

Daily Market Update

Wednesday, January 10, 2018

Research Team research@yuantacambodia.com, +855-23-860-800



CSX Stocks

CSX Index

Value	1D % Chg	1D Vol	Mkt Cap (KHR'bn)
340.8	0.42	2,100	785

Stock Indicators

Stock	Close (KHR)	1D chg (%)	MTD chg (%)	YTD chg (%)	1M high (KHR)	1M low (KHR)	MTD vol (shr)	Mkt cap (KHR'bn)
PPWSA	3,820	0.53	-1.04	-1.04	3,880	3,700	1,485	332
GTI	4,660	0.43	-0.9	-0.85	4,900	3,820	18,593	186
PPAP	5,160	0.78	0.39	0.39	5,400	4,720	1,365	107
PPSP	2,760	0.00	-2.13	-2.13	3,120	2,560	2,293	160
PAS	5,040	0.40	-1.18	NA	5,100	4,620	4,492	432

1D = 1 Day; 1M = 1 Month; MTD = Month-To-Date; YTD = Year-To-Date; Chg = Change; Vol = Volume; shr = share; Mkt cap = Market capitalization

Trading Activity by Major Type of Investors

% of trading vol.	Sell (%)			Buy (%)		
	1D	MTD	3M	1D	MTD	3M
DI	99.5	42.4	39.2	35.2	34.1	25.5
DS	0.0	0.0	0.0	0.0	0.0	5.2
LC	0.0	0.0	0.0	0.0	0.0	0.0
FI	0.5	57.6	60.8	64.8	65.9	69.3

DI: domestic individual investors; DS: domestic securities firms; LC: local general corporation; FI: foreign investors

News Highlights

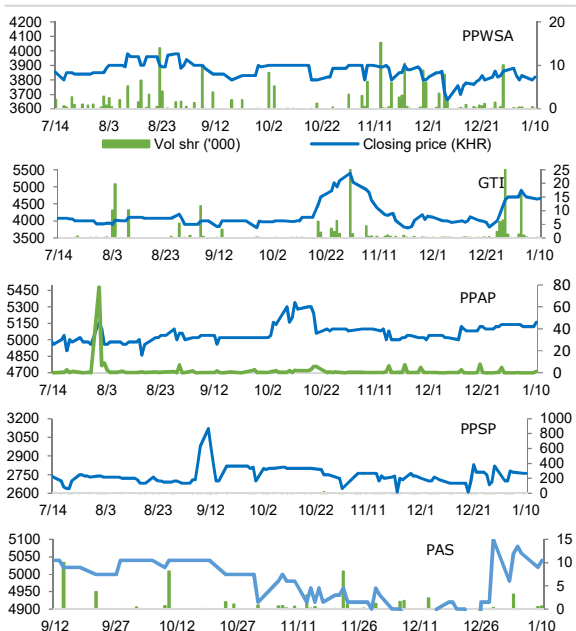
Stock Market

CSX index advances 0.42% Today, the CSX index advanced 0.42% to 340.8 pts. PPWSA and GTI shares rose 0.53% and 0.43% to KHR3,820 and KHR4,660, respectively. Meanwhile, the two port operators gained slightly, with PPAP shares increasing 0.78% to KHR5,160 and PAS shares edging up 0.40% to KHR5,040. This morning, 2,100 shares were traded. (Source: YSC Research)

Economy and Industry

ADB provides \$180mn in loans and grants to Cambodia The Asian Development Bank (ADB) yesterday signed a \$180mn package of loans and grants to Cambodia that are meant to improve the country's roads, water supply and small-scale farms. One \$70mn loan will be spent on improving 147-km flood-prone stretches of National Road 1 and National Road 6 in Prey Veng, Siem Reap and Svay Rieng provinces. Another \$50mn loan will go towards improving and expanding sewage infrastructure and water treatment plants in the provincial capitals of Battambang, Kampong Cham, Siem Reap, and Sihanoukville. The loan was accompanied by a \$10mn grant from the Japanese government to build an energy-efficient wastewater treatment plant in Battambang province. The third project—comprising a \$45.7mn loan and \$4.3mn grant—will go toward increasing the productivity of smallholder farmers in provinces in the Tonle Sap river basin. (Source: Phnom Penh Post)

Performance of Stocks



Key Financials

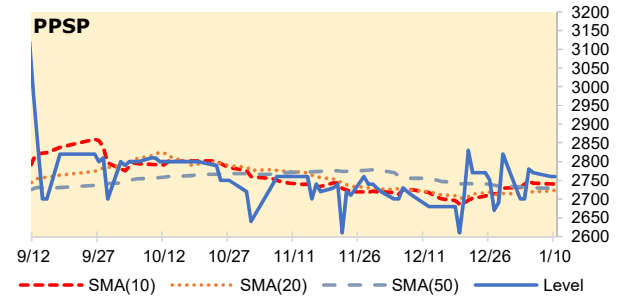
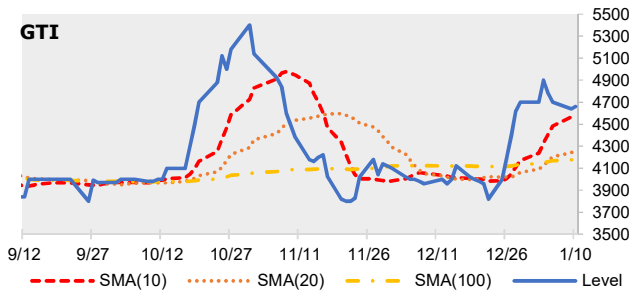
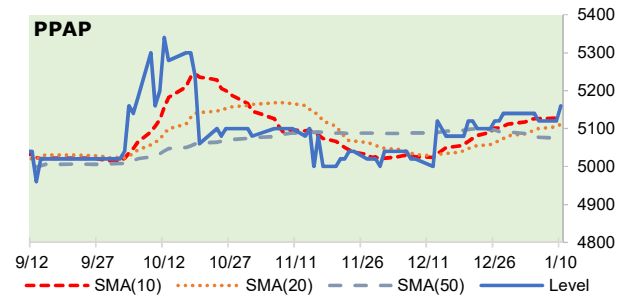
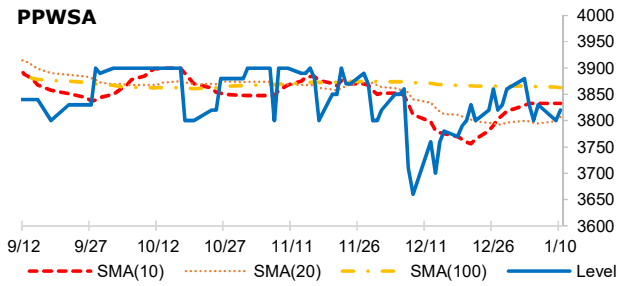
	PPWSA 1~3Q17	GTI 1~3Q17	PPAP 2016	PPSP 2016	PAS 2016
Revenue (KHR'bn)	168.6	253.2	57.1	38.2	209.0
EBIT (KHR'bn)	52.8	12.8	22.7	9.5	54.6
Net profit (KHR'bn)	22.8	10.3	16.4	5.8	26.7
EBIT margin (%)	31.3	5.1	39.8	24.9	26.1
Net margin (%)	13.5	4.1	28.8	15.3	12.8
Revenue (% YoY)	11.5	-0.7	14.5	-42.4	5.1
EBIT (% YoY)	7.0	-6.2	18.0	-61.8	3.9
Net profit (% YoY)	-24.8	-46.3	23.6	-65.0	-30.2
EPS (KHR) (ttm)	494.6	310.2	963.8	100.8	311.5
P/E (x) (ttm)	7.72	15.02	5.35	27.37	13.53
P/B (x) (mrq)	0.77	0.68	0.20	1.09	0.82

NOTE: ttm= trailing-twelve months; mrq = most recent quarter;

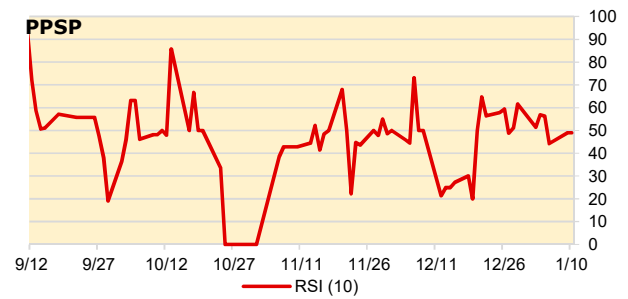
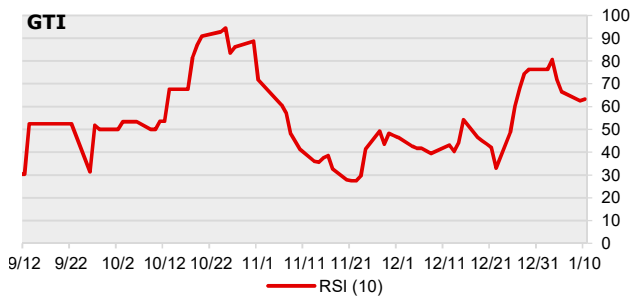
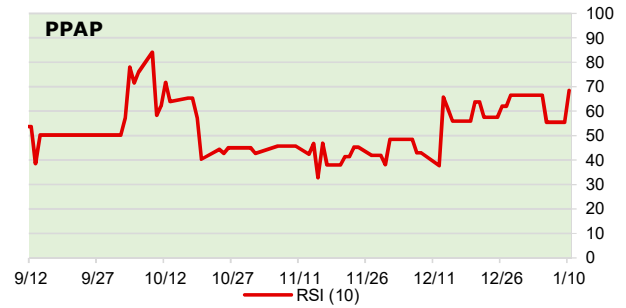
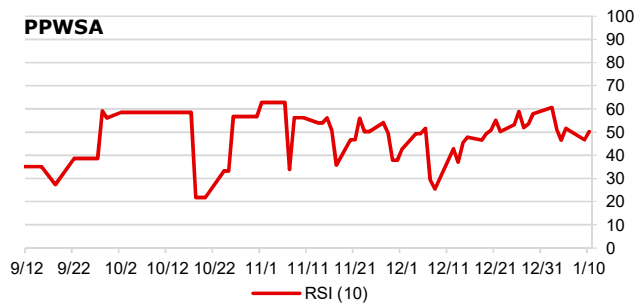
DISCLAIMER This report is prepared for information purposes only to whom it may concern. The information contained in this report was obtained from available sources we consider reliable, and it may be subject to change without notice. The report is not a solicitation of any offer to buy or sell any security. Neither Yuanta Securities (Cambodia) Plc nor its employees accept liability whatsoever for any loss arising from the use of the contents in this report. It is copyrighted material and may not be reproduced, transmitted, quoted, or distributed in any manner without the prior written consent of Yuanta Securities (Cambodia) Plc

Technical Indicators

Moving Average



Relative Strength Index



NOTE: SMA(n) = n-day simple moving average, RSI (10) = 10-day relative strength index

Source: YSC Research