

Daily Market Update

Thursday, January 4, 2018

Research Team research@yuantacambodia.com, +855-23-860-800



CSX Stocks

CSX Index

Value	1D % Chg	1D Vol	Mkt Cap (KHR'bn)
342.9	-0.09	1,509	789

Stock Indicators

Stock	Close (KHR)	1D chg (%)	MTD chg (%)	YTD chg (%)	1M high (KHR)	1M low (KHR)	MTD vol (shr)	Mkt cap (KHR'bn)
PWSA	3,800	-0.78	-1.55	-1.55	3,880	3,660	627	330
GTI	4,780	-2.45	1.7	1.70	4,900	3,820	18,151	191
PPAP	5,140	0.00	0.00	0.00	5,400	4,720	35	106
PPSP	2,780	2.96	-1.42	-1.42	3,120	2,560	2,153	161
PAS	5,080	0.40	-0.39	NA	5,100	4,620	3,333	436

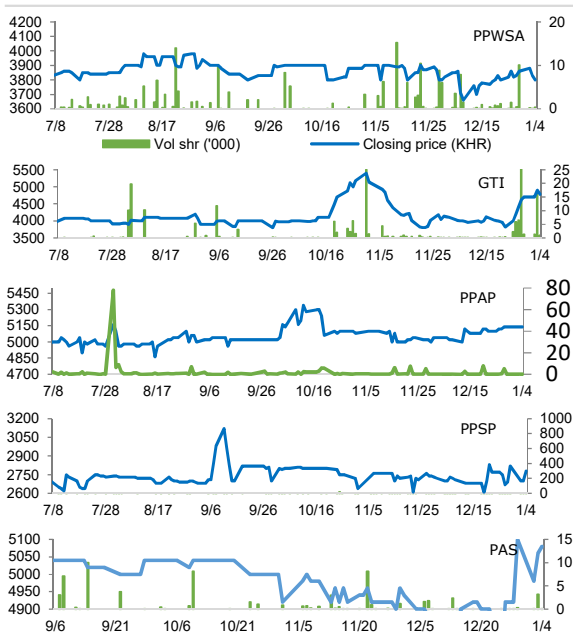
1D = 1 Day; 1M = 1 Month; MTD = Month-To-Date; YTD = Year-To-Date; Chg = Change; Vol = Volume; shr = share; Mkt cap = Market capitalization

Trading Activity by Major Type of Investors

% of trading vol.	Sell (%)			Buy (%)		
	1D	MTD	3M	1D	MTD	3M
DI	43.5	33.8	40.8	100.0	29.0	24.3
DS	0.0	0.0	0.0	0.0	0.0	6.2
LC	0.0	0.0	0.0	0.0	0.0	0.0
FI	56.5	66.2	59.2	0.0	71.0	69.5

DI: domestic individual investors; DS: domestic securities firms; LC: local general corporation; FI: foreign investors

Performance of Stocks



Key Financials

	PPWSA	GTI	PPAP	PPSP	PAS
	1~3Q17	1~3Q17	2016	2016	2016
Revenue (KHR'bn)	168.6	253.2	57.1	38.2	209.0
EBIT (KHR'bn)	52.8	12.8	22.7	9.5	54.6
Net profit (KHR'bn)	22.8	10.3	16.4	5.8	26.7
EBIT margin (%)	31.3	5.1	39.8	24.9	26.1
Net margin (%)	13.5	4.1	28.8	15.3	12.8
Revenue (% YoY)	11.5	-0.7	14.5	-42.4	5.1
EBIT (%YoY)	7.0	-6.2	18.0	-61.8	3.9
Net profit (%YoY)	-24.8	-46.3	23.6	-65.0	-30.2
EPS (KHR) (ttm)	494.6	310.2	963.8	100.8	311.5
P/E (x) (ttm)	7.68	15.41	5.33	27.57	13.64
P/B (x) (mrq)	0.76	0.70	0.20	1.09	0.83

NOTE: ttm= trailing-twelve months; mrq = most recent quarter;

News Highlights

Stock Market

CSX index edges down slightly Today, the CSX index edged down 0.09% to 342.9 pts. PWSA and GTI shares fell 0.78% and 2.45% to KHR3,800 and KHR4,780, respectively. Meanwhile, PPSP shares rose 2.96% to KHR2,780. (Source: YSC Research)

Economy and Industry

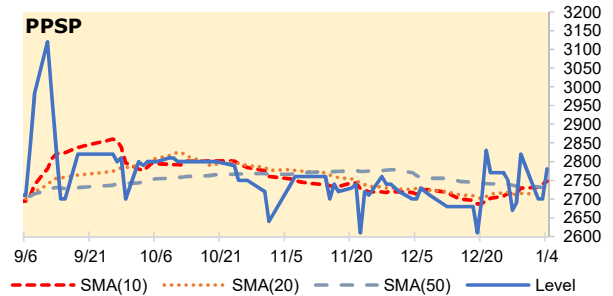
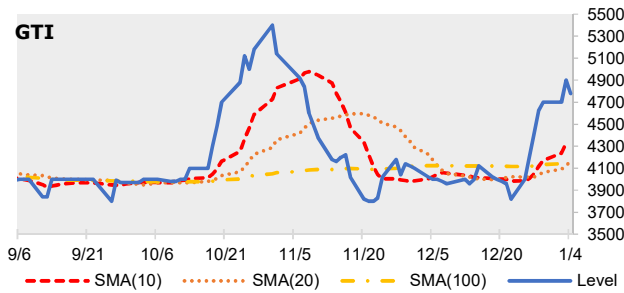
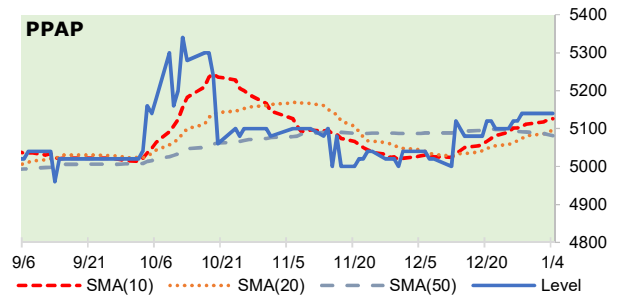
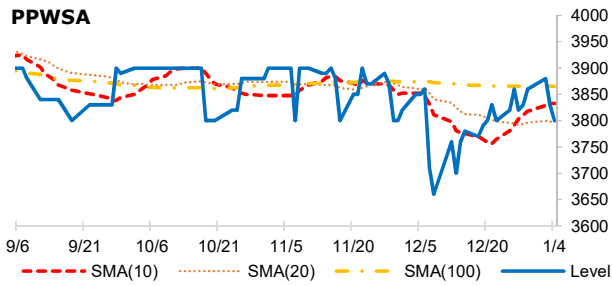
NBC revokes license of 11 rural credit operators The National Bank of Cambodia (NBC) has revoked the operating licenses of 11 rural credit operators for failing to abide by regulations. Yun Sovanna, general secretary of the Cambodia Microfinance Association, whose members include both microfinance institutions and rural credit operators, said the 11 credit operators sanctioned by the NBC were not CMA members. The reasons are diverse across the 11 institutions, Chea Serey, director general of National Bank of Cambodia (NBC), said, adding that the closure of these 11 operators will not have any impact on the industry as their size is negligible. (Source: Phnom Penh Post)

NCAC seeking support to continue operations The National Commercial Arbitration Centre (NCAC) is seeking further support from the Commerce Ministry to continue operating, saying that fees collected from dispute claims are too small to cover the center's costs. The NCAC, an independent body that works to resolve commercial disputes, was officially launched in 2013, and has received five cases in total, with the first two now settled. For each case, parties are required to pay administration costs based on the size of the disputed claim and a \$250 registration fee. The center reached a deal with the commerce minister in 2015 to receive assistance in terms of free office space until 2017. Ros Mornin, the NCAC's president, said yesterday that he was sending a proposal to the ministry to extend the deal. (Source: Phnom Penh Post)

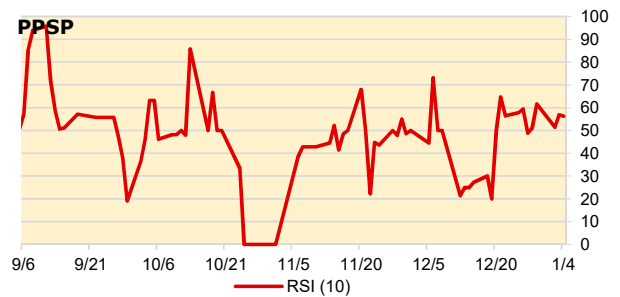
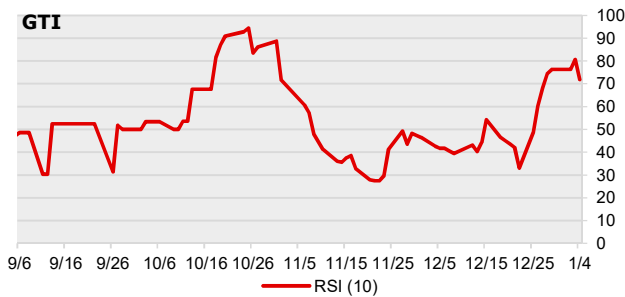
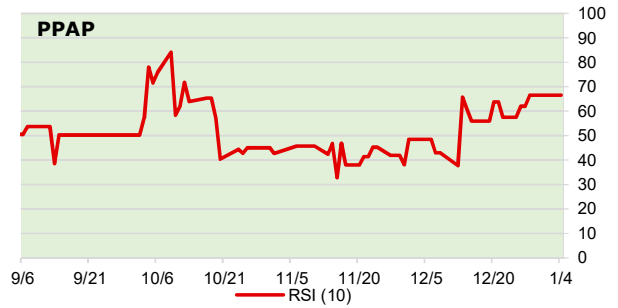
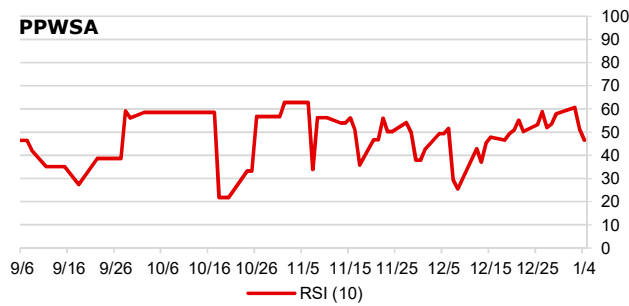
DISCLAIMER This report is prepared for information purposes only to whom it may concern. The information contained in this report was obtained from available sources we consider reliable, and it may be subject to change without notice. The report is not a solicitation of any offer to buy or sell any security. Neither Yuanta Securities (Cambodia) Plc nor its employees accept liability whatsoever for any loss arising from the use of the contents in this report. It is copyrighted material and may not be reproduced, transmitted, quoted, or distributed in any manner without the prior written consent of Yuanta Securities (Cambodia) Plc

Technical Indicators

Moving Average



Relative Strength Index



NOTE: SMA(n) = n-day simple moving average, RSI (10) = 10-day relative strength index

Source: YSC Research