

# Daily Market Update

Thursday, October 19, 2017

Research Team [research@yuantacambodia.com](mailto:research@yuantacambodia.com), +855-23-860-800



## News Highlight

### Stock Market

#### CSX Index

Value	1D Chg %	1D Vol	Mkt cap (KHRbn)
339.5	0.49	11,857	780

#### Trading activity by major type of investors

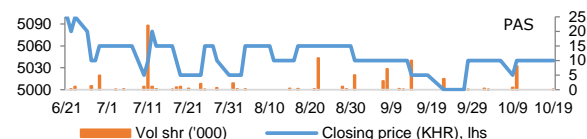
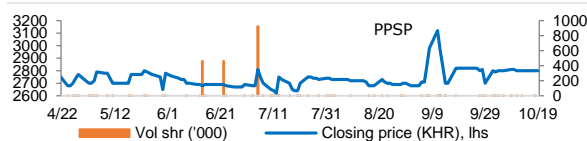
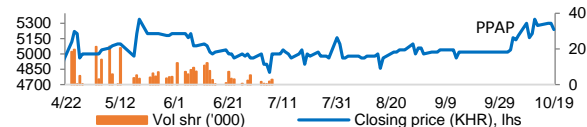
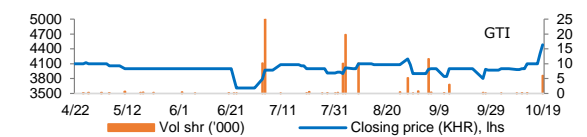
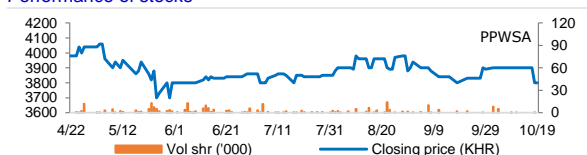
% of trading vol.	Sell (%)			Buy (%)		
	1D	MTD	3M	1D	MTD	3M
DI	29.8	65.5	39.4	15.0	11.7	22.0
DS	0.0	0.1	1.4	33.7	30.3	6.0
LC	0.0	0.0	0.0	0.0	0.0	0.0
FI	70.2	34.4	59.2	51.3	57.9	71.8

DI: domestic individual investors; DS: domestic securities firms; LC: local general corporation; FI: foreign investors

#### Stock indicators

Stock symbol	Closing (KHR)	1D chg (%)	MTD chg (%)	YTD chg (%)	1M high (KHR)	1M low (KHR)	MTD trading vol (shr)	Market cap (KHRbn)
PWSA	3,800	0.00	-2.31	-7.32	3,900	3,800	13,689	330
GTI	4,480	4.19	12.85	3.70	4,480	3,800	6,600	179
PPAP	5,240	-1.13	4.38	0.77	5,400	4,720	22,438	108
PPSP	2,800	0.00	3.70	-2.10	3,120	2,560	1,284	162
PAS	5,040	0.00	0.00	N/A	5,040	5,000	9,355	432

#### Performance of stocks



Key financials	PPWSA 1H17	GTI 1Q17	PPAP 1H17	PPSP 2016	PAS 2016
Revenue (KHRbn)	114.4	70.13	33.3	38.19	208.98
EBIT (KHRbn)	37.4	1.78	10.7	9.52	54.61
Net profit (KHRbn)	14.6	1.24	6.8	5.84	26.72
EBIT margin (%)	32.7	2.54	32.0	24.93	26.13
Net margin (%)	12.7	1.77	20.4	15.28	12.79
Revenue (% YoY)	17.6	3.41	10.0	-42.4	5.1
EBIT (% YoY)	20.0	-75.62	3.4	-61.8	3.9
Net profit (% YoY)	-27.3	-80.85	2.5	-65.0	-30.2
EPS (KHR) (ttm)	518	398	822	101	312
P/E (x) (ttm)	7.34	11.25	6.37	27.77	13.53*
P/B (x) (mrq)	0.40	0.67	0.20	1.10	0.82

NOTE: ttm = trailing twelve months; mrq = most recent quarter; P/E & P/B based on the last closing; \*Based on adjusted net income; Source: YSC Research

Source: National Bank of Cambodia

## Economy and Industry

**Interest rates on loan in riel fall** Interest rates on microfinance loans issued in Khmer riel fell to the same level as those given in US dollar due to recent measures taken by the central banks to promote the local currency and the 18% interest rate cap imposed by the regulator in April this year, according to industry insiders. Hout leng Tong, chairman of the Cambodia Microfinance Association (CMA) said that the cap has caused riel loan interest rates to fall as in the past they were set at about 0.5% higher than the US dollar. He also mentioned the liquidity-providing collateralized operations (LPCOs) introduced by the National Bank of Cambodia (NBC) as the tool that helps lender obtain funds in riel at a cheaper cost. Sok Voeun, CEO of LOLC Cambodia, said he was optimistic that more loans would be given in riel as the NBC's prakas mandating that all lenders hold 10% of their loan portfolio in the local currency comes into effect by the end of 2019. (Source: Phnom Penh Post)

## Corporate News

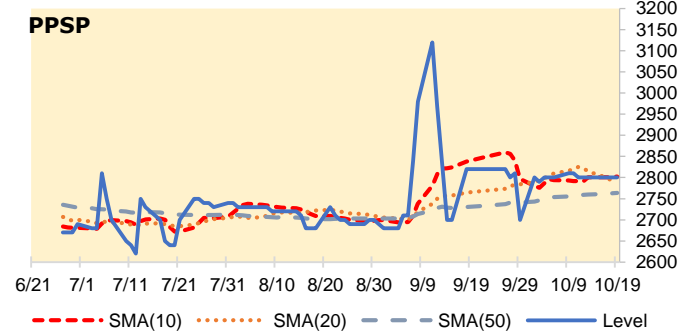
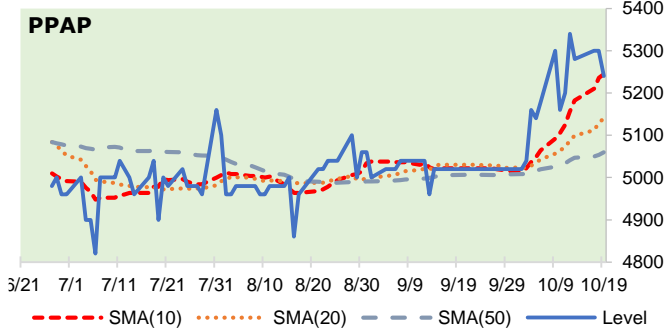
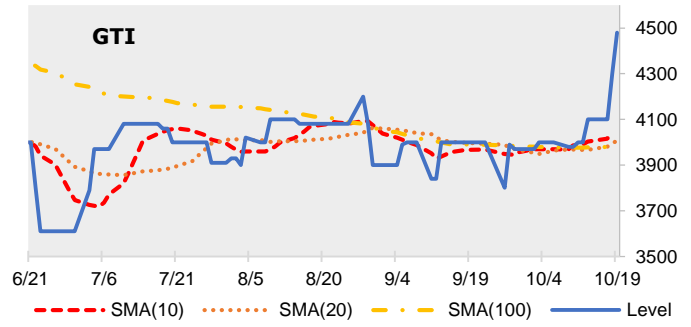
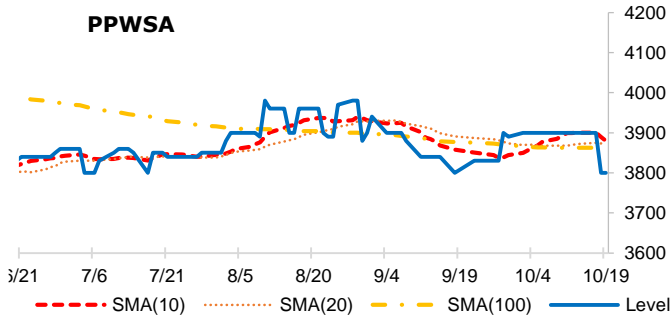
**Diagnos partners with GHS to boost healthcare in Cambodia** Diagnos, an international company specializing in healthcare equipment, announced yesterday a new partnership with Garuda Health Services (GHS), an operational division of Hong Kong-based Garuda Capital Limited (GCL), to bring its cutting-edge technology in healthcare to Cambodia. Diagnos is considered a leader in early detection of critical health issues due to its popular AI-powered platform known as Flair. Royal Phnom Penh Hospital will be their first customer that will be equipped with a new eye screening services offered to patients as part of their annual physical check-ups. The eye screening service is scheduled to be launched late this year and will cover 22,400 patients. (Source: Khmer Times)

## DISCLAIMER

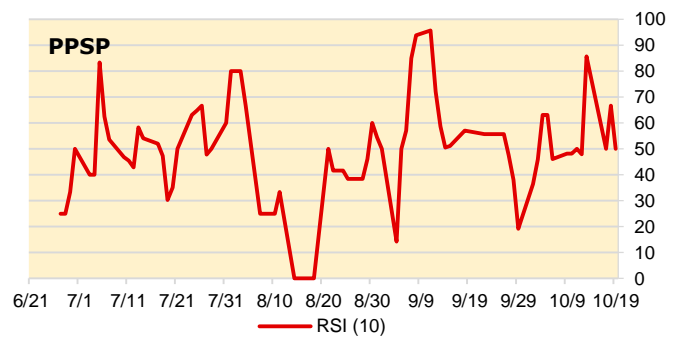
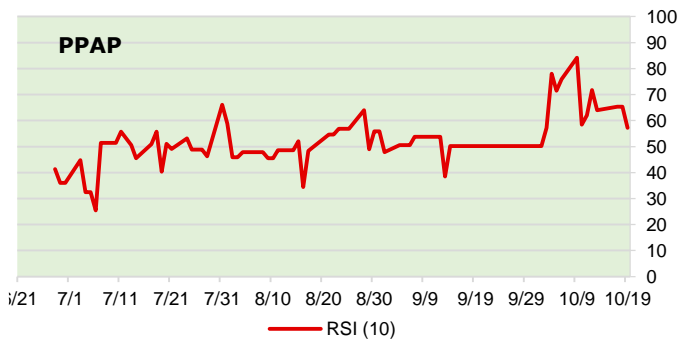
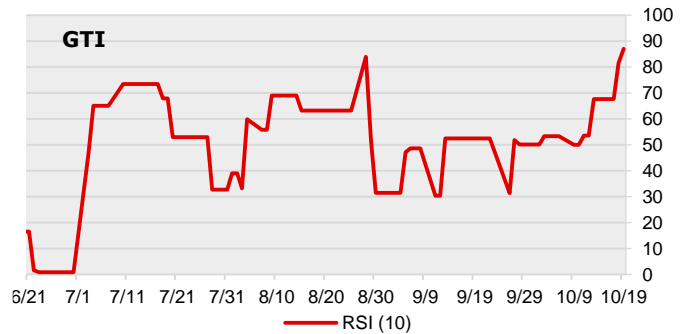
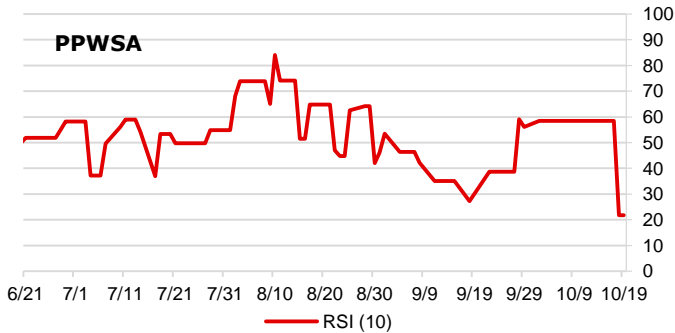
This report is prepared for information purposes only to whom it may concern. The information contained in this report was obtained from available sources we consider reliable, and it may be subject to change without notice. The report is not a solicitation of any offer to buy or sell any security. Neither Yuanta Securities (Cambodia) Plc nor its employees accept liability whatsoever for any loss arising from the use of the contents in this report. It is copyrighted material and may not be reproduced, transmitted, quoted, or distributed in any manner without the prior written consent of Yuanta Securities (Cambodia) Plc

Technical Indicators

Moving Average



Relative Strength Index



NOTE: SMA(n) = n-day simple moving average, RSI (10) = 10-day relative strength index  
Source: YSC Research

DISCLAIMER

This report is prepared for information purposes only to whom it may concern. The information contained in this report was obtained from available sources we consider reliable, and it may be subject to change without notice. The report is not a solicitation of any offer to buy or sell any security. Neither Yuanta Securities (Cambodia) Plc nor its employees accept liability whatsoever for any loss arising from the use of the contents in this report. It is copyrighted material and may not be reproduced, transmitted, quoted, or distributed in any manner without the prior written consent of Yuanta Securities (Cambodia) Plc.