

# Daily Market Update

Tuesday, September 05, 2017

Research Team research@yuantacambodia.com, +855-23-860-800



## News Highlight

### Stock Market

**CSX index advances as GTI and PPSP shares gain** Today, the CSX index advanced 0.45% from the previous close to 333.7 pts. GTI shares gained 2.31%, closing at KHR3,990, while PPSP shares finished 1.12% up to KHR2,710. This morning, 11,660 shares were traded. (Source: YSC Research)

### Economy and Industry

**Govt conducting field trials of growing Japonica rice** The Ministry of Agriculture is currently conducting field trials to explore the possibility of growing Japonica rice, and expects to get the full results in three to four years, according to director-general of the Agriculture Ministry's general directorate of agriculture Hean Vanhan. If Japonica rice can be grown successfully in Cambodia, it can be exported to Japan and South Korea, he said. Demand for Japonica rice accounts for 20% of the total global demand for rice. Because of its high quality, the rice is often sold at a high price. Song Saran, CEO of Amru Rice, said his company and a few other rice producers in Takeo and Prey Veng provinces are also conducting similar field trials. (Source: Khmer Times)

### CSX Index

Value	1D Chg %	1D Vol	Mkt cap (KHRbn)
333.7	0.45	11,660	759

### Trading activity by major type of investors

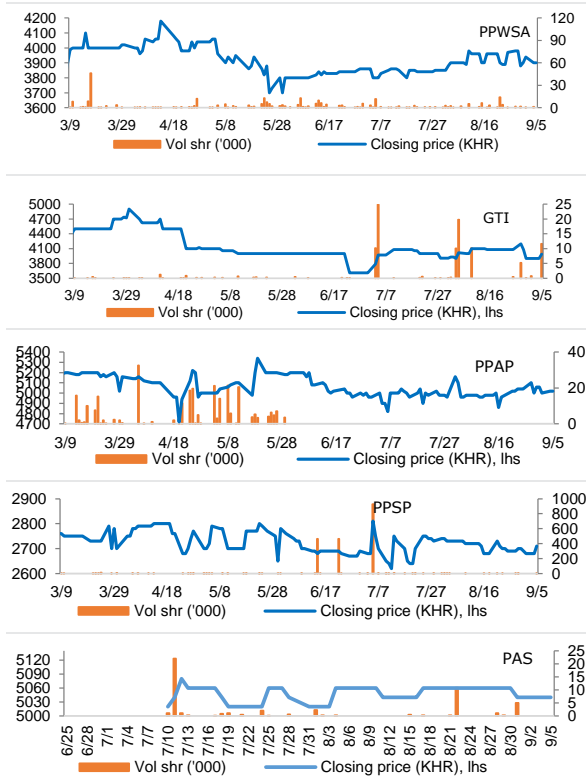
trading vol.	Sell (%)			Buy (%)		
	1D	MTD	3M	1D	MTD	3M
DI	0.1	15.5	83.6	0.1	9.6	83.0
DS	0.0	0.0	0.3	0.0	0.0	1.2
LC	0.0	0.0	0.0	0.0	0.0	0.0
FI	99.9	84.5	16.1	99.9	90.4	15.7

DI: domestic individual investors; DS: domestic securities firms; LC: local general corporation; FI: foreign investors

### Stock indicators

Stock symbol	Closing (KHR)	1D chg (%)	MTD chg (%)	YTD chg (%)	1M high (KHR)	1M low (KHR)	MTD trading vol (shr)	Market cap (KHRbn)
PWSA	3,900	0.00	0.00	-4.88	3,980	3,880	1,820	339
GTI	3,990	2.31	2.31	-7.64	4,200	3,900	12,400	160
PPAP	5,020	0.00	-0.79	-3.46	5,400	4,720	1,990	104
PPSP	2,710	1.12	0.74	-5.24	2,920	2,560	10	157
PAS	5,040	0.00	0.00	#N/A	5,060	5,040	0	432

### Performance of stocks



Key financials	PPWSA 1Q17	GTI 1Q17	PPAP 1Q17	PPSP 2016	PAS 2016
Revenue (KHRbn)	56.2	70.13	16.5	38.19	208.98
EBIT (KHRbn)	14.7	1.78	5.4	9.52	54.61
Net profit (KHRbn)	11.3	1.24	3.3	5.84	26.72
EBIT margin (%)	26.1	2.54	32.5	24.93	26.13
Net margin (%)	20.1	1.77	20.2	15.28	12.79
Revenue (% YoY)	14.2	3.41	5.4	-42.4	5.1
EBIT (% YoY)	15.5	-75.62	-4.6	-61.8	3.9
Net profit (% YoY)	49.3	-80.85	-8.3	-65.0	-30.2
EPS (KHR) (ttm)	624	398	797	101	312
P/E (x) (ttm)	6.25	10.02	6.30	26.87	13.53*
P/B (x) (mrq)	0.42	0.60	0.20	1.07	0.82*

NOTE: ttm = trailing twelve months; mrq = most recent quarter; P/E & P/B based on the last closing; \*Based on adjusted net income; Source: YSC Research

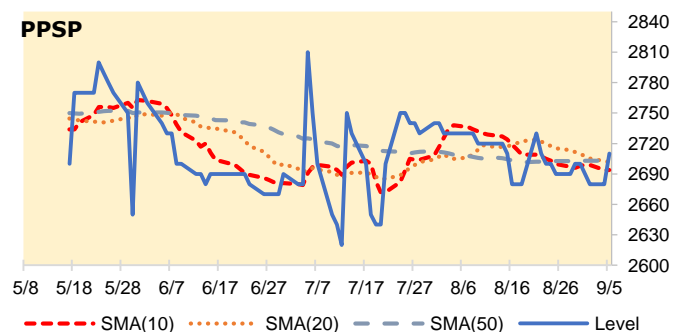
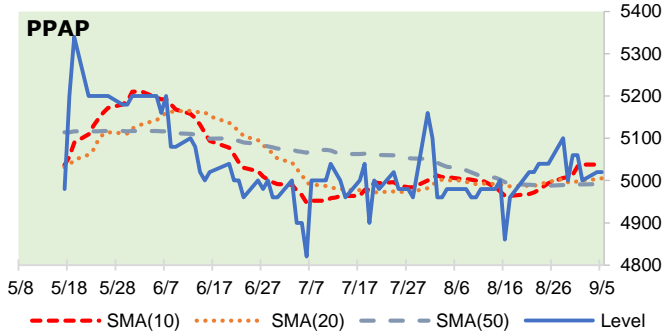
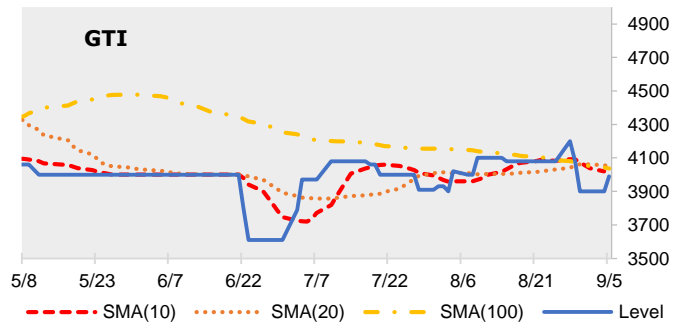
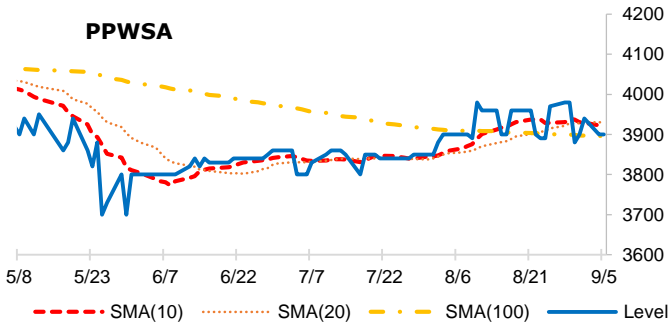
Source: National Bank of Cambodia

### DISCLAIMER

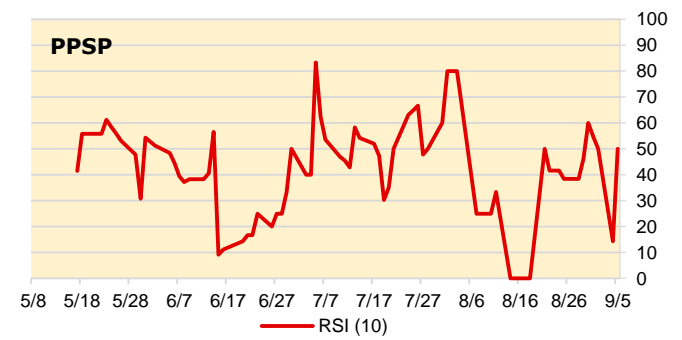
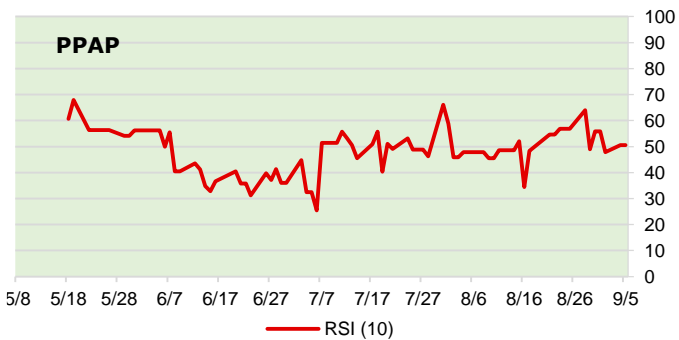
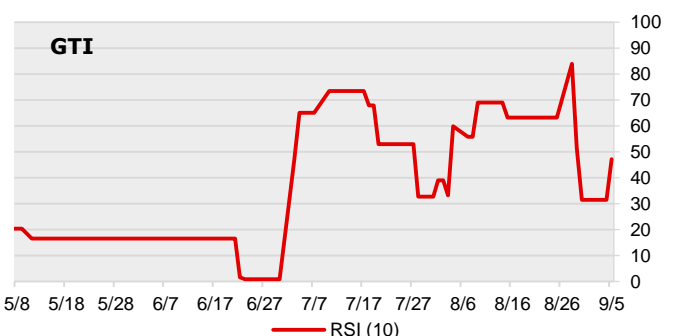
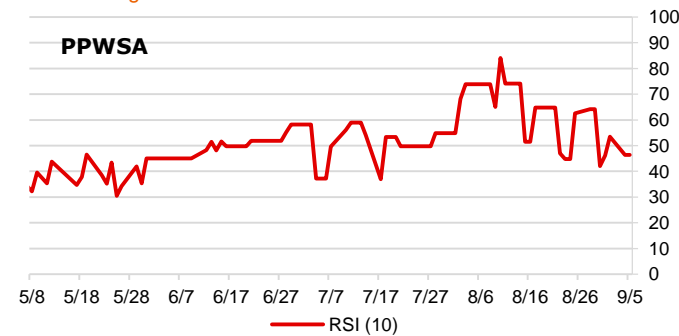
This report is prepared for information purposes only to whom it may concern. The information contained in this report was obtained from available sources we consider reliable, and it may be subject to change without notice. The report is not a solicitation of any offer to buy or sell any security. Neither Yuanta Securities (Cambodia) Plc nor its employees accept liability whatsoever for any loss arising from the use of the contents in this report. It is copyrighted material and may not be reproduced, transmitted, quoted, or distributed in any manner without the prior written consent of Yuanta Securities (Cambodia) Plc

Technical Indicators

Moving Average



Relative Strength Index



NOTE: SMA(n) = n-day simple moving average, RSI (10) = 10-day relative strength index  
Source: YSC Research

DISCLAIMER

This report is prepared for information purposes only to whom it may concern. The information contained in this report was obtained from available sources we consider reliable, and it may be subject to change without notice. The report is not a solicitation of any offer to buy or sell any security. Neither Yuanta Securities (Cambodia) Plc nor its employees accept liability whatsoever for any loss arising from the use of the contents in this report. It is copyrighted material and may not be reproduced, transmitted, quoted, or distributed in any manner without the prior written consent of Yuanta Securities (Cambodia) Plc.